

Curating 'Miracles of Movement' Art book on biomechanics

Rucha Benare, Dr. Karl Lewis

Meinig School of Biomedical Engineering, Cornell University, N.Y., U.S.A.

Why

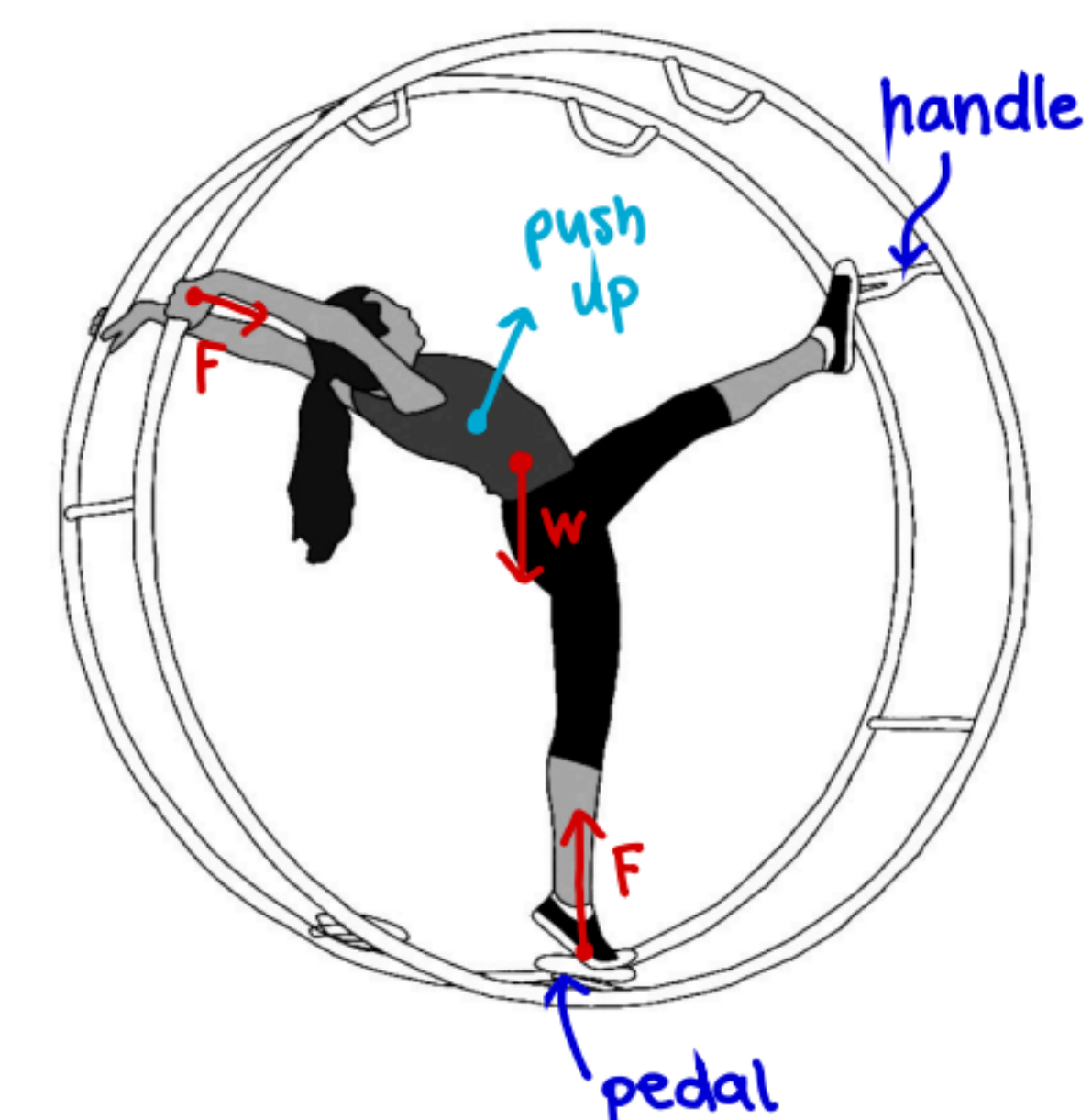
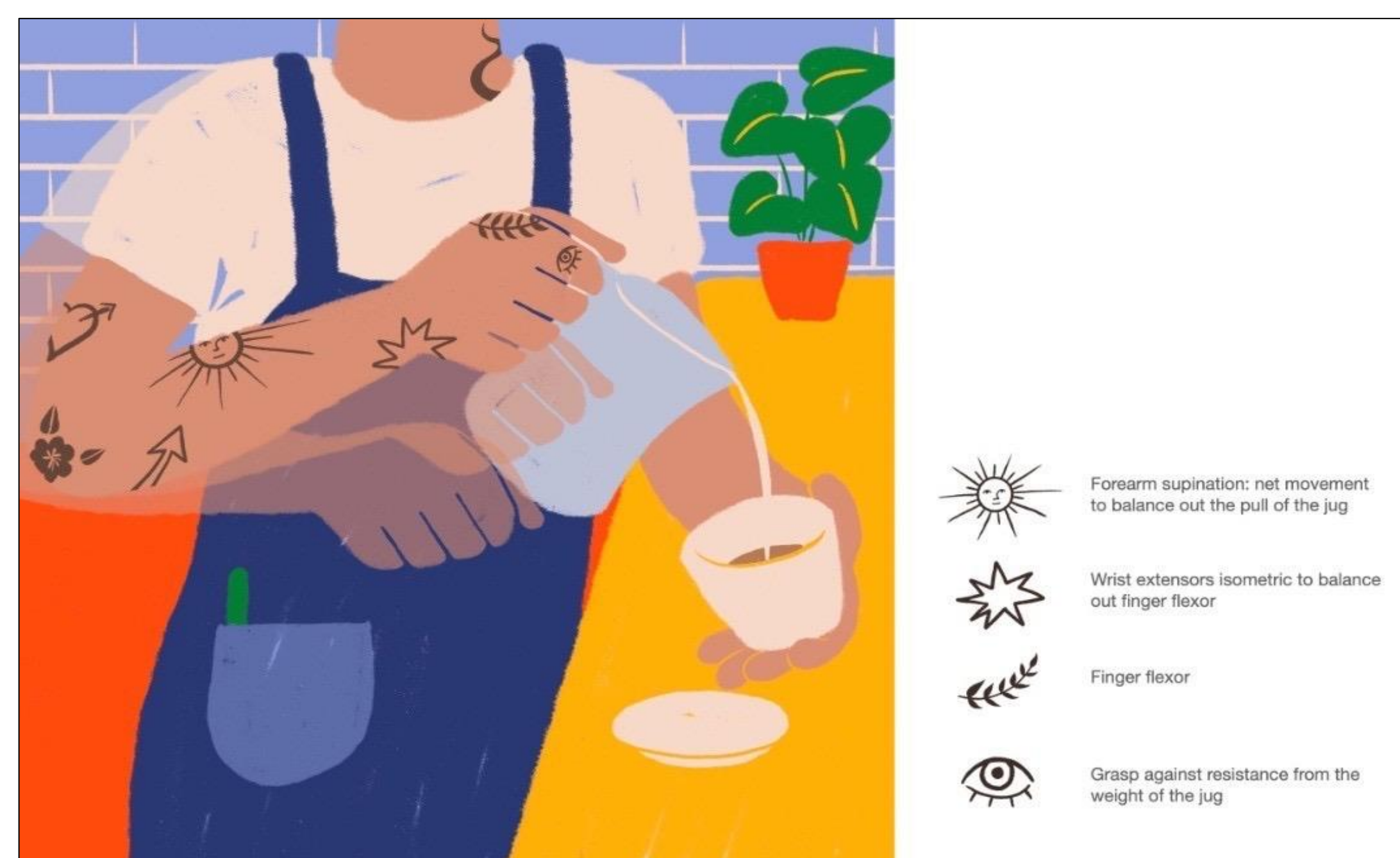
- Biomechanics is the science of the motion of living bodies; understanding of which is pivotal for our everyday well-being [1].
- However, there remains a lack of resources for the accessible understanding of biomechanics [2].
- Thus, there exists a need to provide a friendlier and more artistic translation of the knowledge of biomechanics.
- This would allow us to bridge the gap between the non-scientific and scientific communities. It would furthermore encourage interdisciplinary and progressive paradigm shifts in various fields of knowledge.



Final Output, book depicting 14 unique artworks on biomechanics.
All for charity.

How

- Interviewing all potential stakeholders via cold emails + networking
 - Academics: professors, industry researchers, undergrads, and librarians.
 - Non-professionals, students between ages 12-18, (anyone mildly interested)
- Directing segments with collaborators
 - Conducting individual meetings with 18 collaborators
 - Working with core team for editing and layout
- Optimizing resources
 - Organisation workshops (Gantt charts, LL LEAD sessions)
 - Online tools (Notion, Gdrive, GDocs)
 - Inspiration for the content: old manuscripts, journals, textbooks, podcasts, etc.

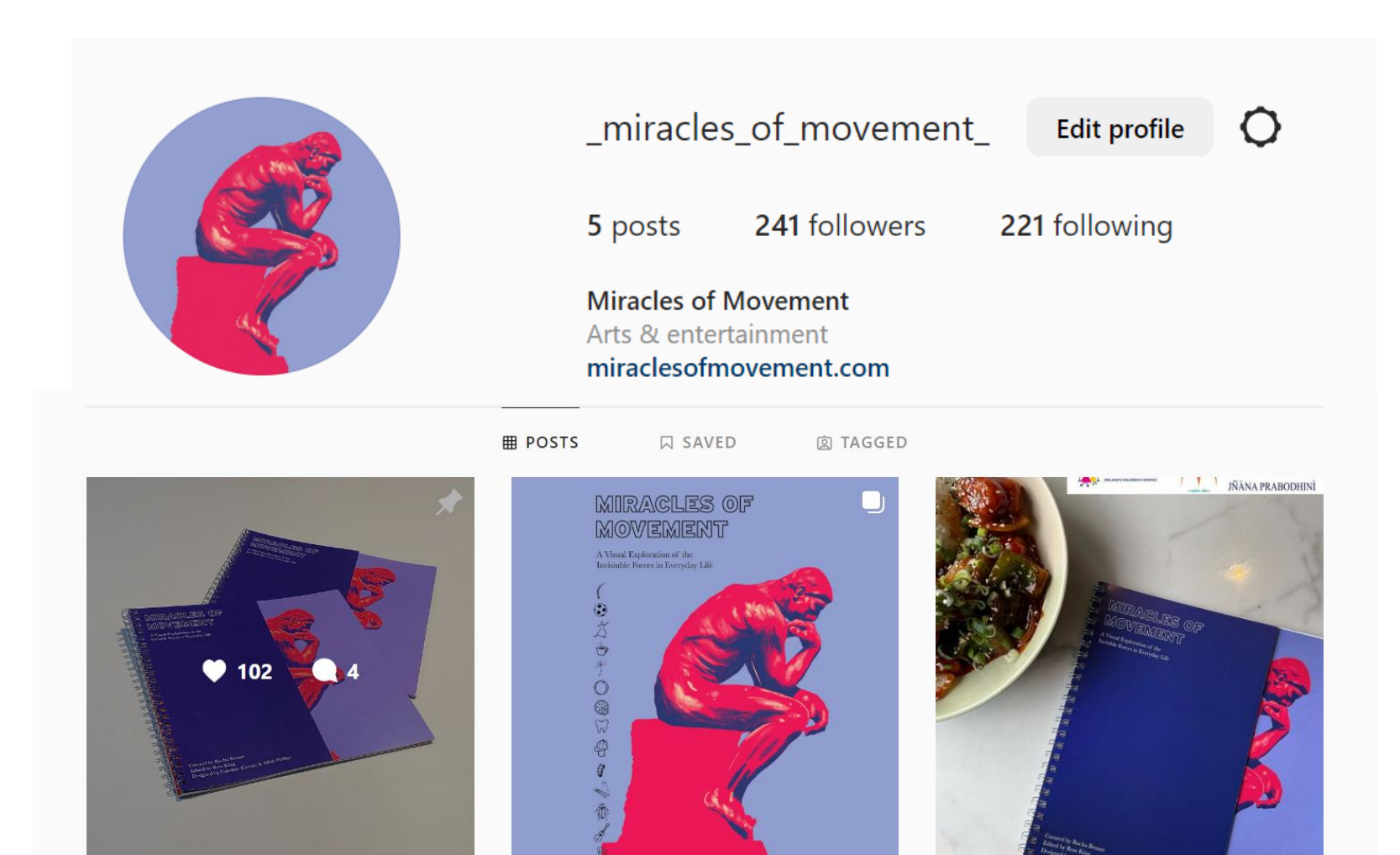


Works of art featured in the book.

Created by (Left) Amogh Benare, (Centre) Caroline Kiersey, (Right) Valerie Locher

IMPACT

- Encouraging interest and intrigue from the non-scientific communities for the concepts of biomechanics.
- Developing a resource that promotes interdisciplinary thinking of science through visual and other artistic means.
- Raised €550 by selling out the first print of 50 copies during a 3-day run in Dublin (September 2022.)
- The proceedings have been donated equally to the two charities on the left.



Main social account for promotion

Conclusion

Curating a book on an artistic expression of biomechanics was aimed to allow a finer appreciation of the subject, especially for the non-scientific audience. Organizing, directing, and editing multiple variations of the artistic expression for science also developed leadership skills in a multifaceted and interdisciplinary manner. A final output of a book with a drive to raise donations allowed a double-faceted benefit; encouraging knowledge about biomechanics while helping people in need.

Acknowledgments

I sincerely thank Prof Karl Lewis and his lab, especially Karly Hooper, for their effervescent enthusiasm in hosting me during the project. I also thank the Laidlaw Foundation, especially Joel McKeever, for their generous support throughout my development in the programme.

References

- Innocenti B. Biomechanics: a fundamental tool with a long history (and even longer future!). *Muscles Ligaments Tendons J.* 2018 Apr 16;7(4):491-492. doi: 10.11138/mltj/2017.7.4.491. PMID: 29721449
- Shan, G. & Visentin, Peter. (2010). Arts biomechanics - an infant science: Its challenges and future. *Arts Biomechanics - An Infant Science: Its Challenges and Future.* 1-93.