



AccessSurgery User Guide

About This Guide

The **AccessSurgery** User Guide provides users with a detailed roadmap for using and engaging with the resources in the site. This guide describes AccessSurgery and what content can be attained in the site, as well as details how to create and use a MyAccess profile. Also, the guide outlines unique and foundational content across the book's library, quick reference items, drug monographs, multimedia collection, cases, study tools, ABSITE Review for exam prep, Clerkship specific materials and patient education handouts.

Coupled with the AccessSurgery support page on the Access User Center and the AccessSurgery LibGuide, this user guide will provide users with the needed information for effectively deploying the resources in AccessSurgery for academics, research, and clinical practice.

Table of Contents

About AccessSurgery.....	3
Why Is AccessSurgery Unique?.....	3
MyAccess Profile.....	4
How to Set Up Your MyAccess Profile in 3 Easy Steps.....	4
Homepage.....	5
Searching.....	6
Search Box.....	6
Search Builder.....	6
Federated Search.....	6
Books Library.....	7-8
Library Links.....	7
Chapter Task Bar.....	8
Text To Speech Tool.....	8
Notetaking Tool.....	8
How to Download Content.....	8
Quick Reference.....	9
2 Minute Medicine®: Surgery.....	9
Quick Answers.....	9
ABSITE Quick Review.....	9
Drugs.....	10
Multimedia.....	11
Videos.....	11
Zollinger’s Video Atlas of Surgical Operations.....	11
Behind the Knife.....	11
3D Surgical Anatomy Animations.....	11
Patient Safety Modules.....	11
Cases.....	12
Study Tools.....	13
Review Questions.....	13
ABSITE Review.....	13
Clerkship.....	13
Patient Education.....	14
Support.....	15
Contact Us.....	15

About AccessSurgery

What Is AccessSurgery?

AccessSurgery from McGraw-Hill Medical introduces a whole new dimension to surgical education and clinical practice. Updated regularly, this comprehensive online surgery resource enhances medical knowledge and delivers quick answers to surgical inquiries – all in one place.

Optimized for viewing on any mobile device and guided by a preeminent [Advisory Board](#) that includes two top academic experts, Gerard M. Doherty, MD and F. Charles Brunicaardi, MD, **AccessSurgery** is the field's most trusted surgery resource.

AccessSurgery provides medical students with a variety of resources needed to excel in their surgery clerkship; assists residents in gaining instant access to videos, self-assessment, and leading surgical textbooks that will establish an important foundation for learning; and allows practicing surgeons to brush up on their medical knowledge when studying for their Maintenance of Certification Exam.

Why Is AccessSurgery Unique?

AccessSurgery provides unique benefits that deliver indispensable support in resident education and clinical practice through these exclusive interactive features:

- **[Leading surgical textbooks](#)** – Fully-searchable surgical references including the world's leading texts, *Schwartz's Principles of Surgery* and *Zollinger's Atlas of Surgical Operations*.
- **[Instructional videos](#)** – A unique collection of surgical videos and animations goes inside the anatomy to show step-by-step how to perform basic and advanced surgical procedures – as demonstrated by the world's preeminent surgeons.
- 16,000+ high quality full-color images – An extensive collection of images to assist in visual diagnosis, and step-by-step procedures.
- **[Interactive Board Review](#)** – More than 3,000 ABSITE-style review Q&A designed to help residents and clerks prepare for exams.
- **[Integrated Drug Database](#)** - Look up dosing, indications, and adverse reactions quickly for generic and brand-name drugs, and print out patient handouts available in both English and Spanish.
- **[Clerkship Corner](#)** – An invaluable resource that brings together all clerkship specific resources, including text references, case files, and videos on essential concepts and procedures clerks may observe or assist in during their rotation.

MyAccess Profile

Unlock a Higher Level of Productivity with a MyAccess Profile

Users create and use their personal **MyAccess Profile** to unlock key features:

- Work through challenging patient cases
- Create and take quizzes for board review and self-assessment
- Connect remotely off-site through VPN authentication
- Bookmark favorite content such as videos, images, tables, and chapters to view later
- Organize important content in folders
- Browse recently viewed content
- Receive alerts about important new content additions
- Download multiple images to PowerPoint with citations and references automatically populated

How to Set Up Your MyAccess Profile in 3 Easy Steps

- Go to <https://mhmedical.com/umbrella-index.aspx> or navigate to any Access product homepage. You must be on-site at your institution or organization when first creating your MyAccess Profile.
- Click on your institution's or organization's name in the upper right-hand corner of any page. Once there, click on "Create a Free MyAccess Profile."
- In the pop-up window, click "Create a Free MyAccess Profile."

[Watch this tutorial](#) on the **Access User Center** to learn more about the **MyAccess Profile**.

Helpful Tip

To keep your MyAccess Profile active, you must sign into your profile every 90 days while either on-site or through your institution's or organization's VPN or proxy server.

McGraw Hill Medical | Support | Subscribe

ACCESS Surgery Create and sign into MyAccess Profile, upper-right sign in dropdown

Books Quick Reference Drugs Multimedia Cases Study Tools ABSITE Review Clerkship Patient Ed

AccessSurgery Search AccessSurgery Search

Sign In McGraw Hill Professional

Access Provided by: McGraw Hill Professional

Sign in or Create a Free MyAccess Profile

Sign Out

← Schwartz's PRINCIPLES OF SURGERY →

← ZOLLINGER'S ATLAS OF SURGICAL OPERATIONS →

← TRAUMA →

← TEXTBOOK OF COMPLEX GENERAL SURGICAL ONCOLOGY →

← CARDIAC SURGERY in the ADULT →

← MAINGOT'S ABDOMINAL OPERATIONS →

☰ Browse Books by Topic ✉ Get Alerts


Homepage

Check Out the Homepage

Streamlined navigation organized into tiles:

- MyAccess profile snapshot
- News and updates related to **AccessSurgery** on the homepage, including newly released textbooks
- Everything from the **AccessSurgery** channel like the “Weekly Quick Test”
- Popular and currently high traffic chapters


AccessSurgery Channel



AccessSurgery Channel
Seymour Schwartz, Author of 'the Surgeon's Bible,' Dies at 92

Andrew Moyer
Sep 02, 2020


Weekly Quick Test




Curriculum and Weekly Quick Test
Anticoagulation

Gerard Doherty
Sep 23, 2020

Watch



Zollinger's Video Atlas of Surgical Operations



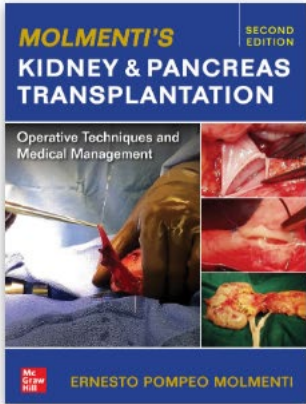
Sign in to Activate More Features:

- Use your Institution's Access sites from **anywhere.**
- Save** your favorite content across all Access sites.
- Organize your favorites into customizable **folders.**
- Get access to interactive **review questions.**

[Sign In](#) [Create a Free Profile](#)

[Learn more about MyAccess](#)

New on AccessSurgery



MOLMENTI'S SECOND EDITION
KIDNEY & PANCREAS TRANSPLANTATION

Operative Techniques and Medical Management

McGraw Hill **ERNESTO POMPEO MOLMENTI**

Popular Chapters on AccessSurgery

- CHAPTER 7: ACUTE APPENDICITIS**
Acute Care Surgery: Imaging Essentials for Rapid Diagnosis
- CHAPTER 30: HEMIGASTRECTOMY, BILLROTH II STAPLED**
Zollinger's Atlas of Surgical Operations, 10e
- Chapter 29: Colon, Rectum, and Anus**
Schwartz's Principles of Surgery, 11e
- Chapter 26: Stomach**
Schwartz's Principles of Surgery, 11e
- Chapter 8: Burns**
Schwartz's Principles of Surgery, 11e

Searching

The search feature in **AccessSurgery** is simple and easy to use. You can learn more about the search feature by [watching this tutorial](#) on the **Access User Center**.

Search Box

In **AccessSurgery**, you can search for resources across all content types:

- Auto-suggest appears as you type (can be disabled)
- You can "phrase search" using quotations
- Get the same search results by combining terms together or by using **AND**
 - e.g., *head injury pediatrics* = *head injury AND pediatrics*

Search Builder

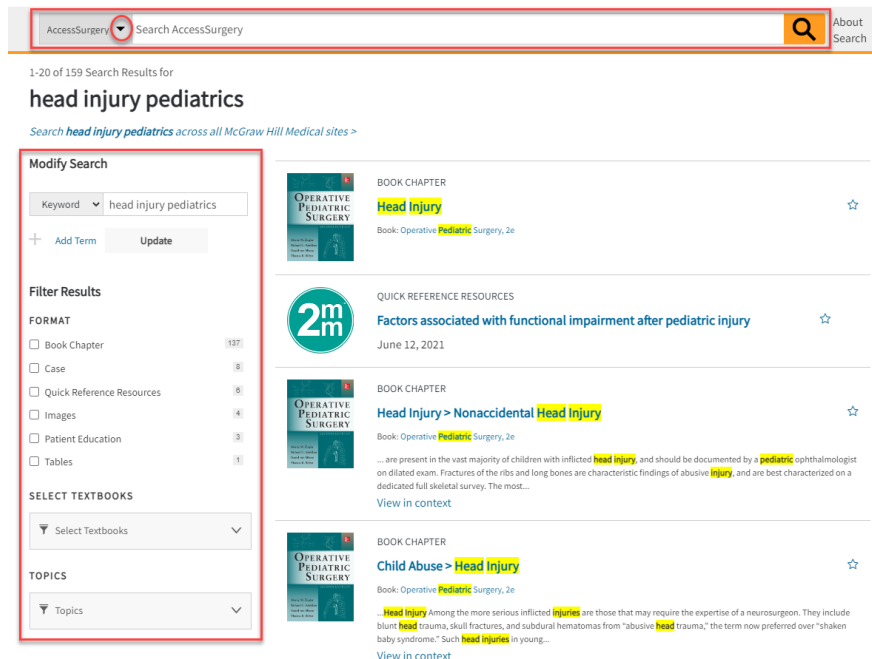
To the left of your search results, search builder allows you to:

- Focus the search by modifying your terms (keyword, title, author, ISBN)
- Filter results by format (chapter, tables, cases, images, multimedia, etc.)
- Select textbooks to see results by specific titles
- Narrow results by topics

Federated Search

A federated search expands your results from **AccessSurgery** to include results from other McGraw Hill Access Medical sites:

- Use the dropdown menu to the left of the search bar to select federated search
- Search builder elements above apply
- Green dot indicates the item is available in your subscription



The screenshot displays the AccessSurgery search interface. At the top, there is a search bar with a dropdown menu set to 'AccessSurgery' and a search button. Below the search bar, it shows '1-20 of 159 Search Results for head injury pediatrics'. A search builder sidebar is visible on the left, containing sections for 'Modify Search' (with a keyword field), 'Filter Results' (with checkboxes for format like Book Chapter, Case, etc.), 'SELECT TEXTBOOKS' (with a dropdown), and 'TOPICS' (with a dropdown). The main search results area shows three items: a book chapter 'Head Injury', a quick reference resource 'Factors associated with functional impairment after pediatric injury', and another book chapter 'Head Injury > Nonaccidental Head Injury'. Each result includes a thumbnail, title, and a green star icon indicating availability in the subscription.

Books Library

In the Books tab in **AccessSurgery**, you will find some of the leading current, authoritative text resources organized into categories in the left-hand sidebar, including cardiothoracic, critical care, orthopedics, pediatrics, transplantation, trauma and many other topics.

The screenshot displays the AccessSurgery website interface. At the top, the 'ACCESS Surgery' logo is visible, along with 'Access Provided by: Mc Graw Hill'. A navigation bar includes 'Books', 'Quick Reference', 'Drugs', 'Multimedia', 'Cases', 'Study Tools', 'ABSITE Review', 'Clerkship', and 'Patient Ed'. A search bar is located on the right. The main content area is titled 'Books' and features a sidebar with a 'Library' dropdown menu listing various surgical specialties: General, Breast Oncology, Cardiothoracic, Colorectal, Critical Care, Endocrine, Orthopedic, Otolaryngology, Pediatrics, Transplantation, Trauma, Ultrasound, Urology, and Vascular. Below the sidebar, the 'Textbooks' section is displayed in a grid format. Each textbook entry includes a cover image, the title, edition number, and authors. The books shown are: Schwartz's Principles of Surgery, 11e; Zollinger's Atlas of Surgical Operations, 11e; ABSITE Slayer, 2e; Acute Care Surgery: Imaging Essentials for Rapid Diagnosis; and Artificial Intelligence in Surgery: Understanding the Role of AI in Surgical Practice.

Check Out the Library at These Links

- [Complete Full-Text Library](#)
- [Archived Textbooks](#)
 - In the archived textbooks page, browse previous editions of textbooks hosted on **AccessSurgery** purposes of reference.

Books Library (continued)

Chapter Task Bar

- Each chapter in **AccessSurgery** texts features a **Chapter Task Bar** with user output functions, including skipping to chapter sections, downloading as PDF, sharing, generating citations, searching within, and adding notes. [Watch this tutorial](#) on the **Access User Center** to learn more about the Chapter Task Bar.



Chapter 4: Hemostasis, Surgical Bleeding, and Transfusion

Ronald Chang; John B. Holcomb; Evan Leibner; Matthew Pommerening; Rosemary A. Kozar

Sections | Download Chapter PDF | Share | Get Citation | Search Book | Annotate

Text to Speech Tool

- Each text and chapter section in **AccessSurgery** includes a **Text-to-Speech Tool** indicated with the icon tool below. Users can adjust the tool's settings under the menu to the left, including highlighting levels, text coloring, reading speed, etc.

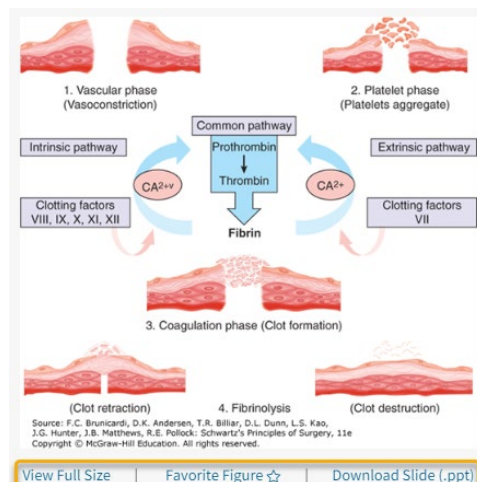


Notetaking Tool

- Hypothes.is** annotation tool allows users to take and share digital notes in each text on **AccessSurgery**. [View this User Guide](#) on the **Access User Center** to learn more about Hypothes.is.

How to Download Content

- In **AccessSurgery**, figures and tables can be downloaded (figures as PowerPoint slides with full citation attribution and tables as PDFs), viewed enlarged and in context within the text, and saved to your favorites in MyAccess profile.
- [View this guide](#) on the **Access User Center** to learn more about downloading figured and tables.



Quick Reference

The **Quick Reference** tab in **AccessSurgery** provides immediate diagnosis and treatment answers.

2 Minute Medicine®: Surgery

- Expert physician publishing group founded out of Harvard Medical School that provides concise, curated, and authoritative medical reports of breaking medical literature as well as seminal studies in medicine
- Daily reports on different topics in surgery
- [Watch this tutorial](#) on the **Access User Center** to learn more about **2 Minute Medicine®**.



Quick Answers

- **Quick Answers** is a diagnostic index of hundreds of symptoms and signs
- Searchable, alphabetized text from Gerard Doherty
- Provides clinical, point-of-care information in an easy-to-read bulleted format
- Includes clinical findings, epidemiology, diagnostic considerations, work-up, treatment and management, and references with PubMed links

Quick Answers Surgery ☆

Gerard M. Doherty

Search Textbook

A B C D E F G H I J L M N O P R S T U V W

Abdominal Aortic Aneurysm (AAA)	Anal Fissure & Ulcer
Abdominal Injuries	Anal Margin Cancer
Abdominal Pain, Nonspecific	Aneurysms, Peripheral
Abdominal Wall Defects, Pediatric	Annular Pancreas
Abdominal Wall Hernias, Nonguinal	Anorectal Abscess & Fistula
Abdominal Wall Mass	Aortic Coarctation & Interrupted Aortic Arch, Congenital
Achalasia	Aortic Stenosis
Acidosis, Metabolic	Aortic Valve Regurgitation
Acidosis, Respiratory	Appendiceal Neoplasms
Actinomycosis & Nocardiosis	Appendicitis, Acute

ABSITE Quick Review

- The ultimate preparation tool for the American Board of Surgery In-Training Examination
- **ABSITE Slayer** is a rigorous, high-yield review designed to reduce pre-test anxiety and help users achieve the highest score possible
- Comprehensive package including Q&As, full-color illustrations, "make or break" tips, etc. from expert authors who know exactly what it takes to excel

Drugs

The **Drugs** tab in **AccessSurgery** is an integrated drug database of thousands of drugs organized by generics, drug classes, and trade names. Specific drug data includes international brand names. Patient education handouts are available written in clear terms to ensure patients have access to information needed to understand how to take medications and address common questions.

Drug monograph data includes clinical pharmacology, indications and usage, contraindications, warnings and precautions, information for pregnancy and lactation, adverse reactions, drug interactions, dosing, administration, storage and compatibility, monitoring, pricing, and references.

[Watch this tutorial](#) on the **Access User Center** to learn more about the **Drug Monographs**.

[Watch this tutorial](#) on the **Access User Center** to learn more about the **Patient Handouts** available in the drug monographs.

Drug Monographs

All Drugs

Generics

Trade Names

Drug Classes


Patient Handouts

All Drugs > A

🔍

Abatacept

Basics	Pregnancy & Lactation	Storage & Compatibility	References
Clinical Pharmacology	Adverse Reactions	Monitoring	
Indications & Usage	Interactions	Patient Education	
Contraindications	Dosing	Additional Information	
Warnings/Precautions	Administration	Pricing	

Images	Description
 <p style="font-size: 0.8em; color: #0070C0; margin-top: 5px;">Formulation Details</p>	Orencia [B-M SQUIBB U.S. (PRIMARY CARE)] 250 mg
View all	

Multimedia

The [Multimedia Collection](#) offers a robust library of instructional videos, podcasts, animations and more. The multimedia resources are highlighted below.

Videos

- Detailed surgical procedural videos designed to help users through basic and advanced skills procedures, brief interventions, and applications of decision rules
- Organized by different categories, such examination and evaluation, physiologic areas, etc.

Zollinger's Video Atlas of Surgical Operations

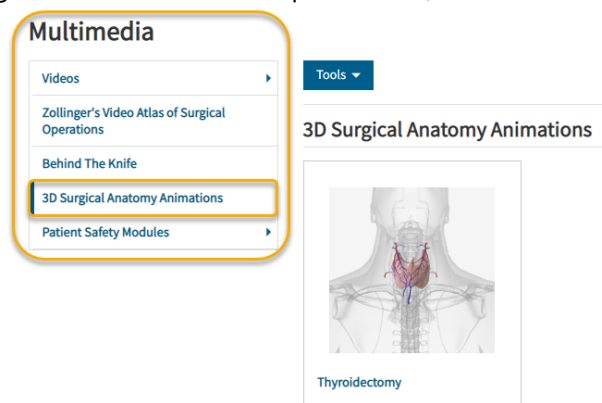
- Short video clips for every key step in an operation, with the full video available at the end
- Videos play "in place" within the text allowing users to refer to the accompanying text and anatomic illustrations while viewing each step of the operation

Behind the Knife

- Leading podcast for surgical education covering reviews for the American Board of Surgery In-Training Exam (ABSITE) and mock oral board exam questions to help residents prepare for the board certification exams

3D Surgical Anatomy Animations

- Animations that allow for visualization of a surgical anatomy in 3D format
- Includes different tools to interact with the 3D anatomy animation, and covers the different phases of a surgery (e.g. indications, incision, exposure, etc.)



Patient Safety Modules

- Online modules covering the core concepts of patient safety including handwashing, understanding error, communication concepts and handoffs in an interactive and self-paced learning environment

Cases

The **Cases** tab in **AccessSurgery** provide materials for short, targeted case-based learning that require students to think critically about the content. They vary slightly but for each case, you get a patient history and systems review, some short answer questions, clinical pearls, and references.

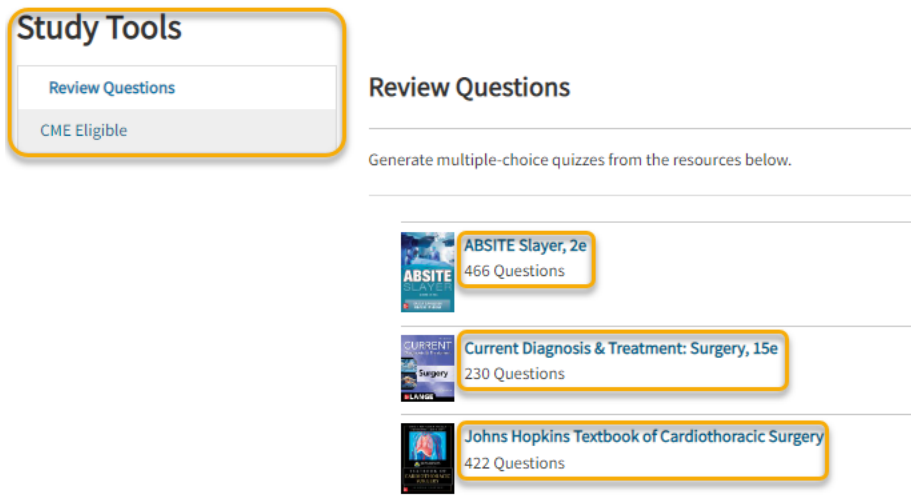
Cases are durable URL-enabled. Instructors can copy the browser URL and embed in an LMS to assign to students to complete. Cases include comprehension quizzes, and the results can be emailed, e.g., student to instructor.

The screenshot displays the AccessSurgery interface. At the top, the 'Cases' dropdown menu is open, listing options such as 'Case Files*: Surgery', 'Case Files: Orthopaedic Surgery', 'General Surgery Examination and Board Review', 'Metabolic and Bariatric Surgery Exam and Board Review', 'Resident Readiness*: Surgery', and 'CME Eligible'. The 'Cases' sidebar on the left contains a list of these categories. Below the sidebar, a grid of medical topics is visible, including 'Abdominal Aortic Aneurysm', 'Abdominal Pain (Right Lower Quadrant)/Acute Appendicitis', 'Acute Pancreatitis', 'Adrenal Incidentaloma', 'Anorectal Diseases', 'Anterior Mediastinal Mass and Myasthenia Gravis', 'Benign Prostatic Hyperplasia/Lower Urinary Tract Symptoms', 'Lower Extremity Arterial Occlusive Disease', 'Lower Gastrointestinal Tract Hemorrhage', 'Malignant Melanoma', 'Mesenteric Ischemia', 'Necrotizing Soft Tissue Infections', 'Neonatal Jaundice (Persistent)', 'Nipple Discharge', and 'Obesity (Morbid)'. The main content area shows a breadcrumb trail 'Home > Case Files: Surgery, 6e >' and a 'CASE FILES Surgery' banner. The title 'Vascular > Abdominal Aortic Aneurysm' is prominently displayed, along with the authors 'Eugene C. Toy; Terrence Liu; Barnard Palmer'. A navigation bar includes 'Case', 'Clinical Approach', 'Clinical Pearls', 'Case Quiz', and 'References'. A 'Listen' button is also present. The case text begins: 'A primary care provider identifies a pulsatile mass in the abdomen of an asymptomatic 64-year-old man on a routine visit. Ultrasound evaluation confirms a 4.8-cm infrarenal abdominal aortic aneurysm, and the patient is subsequently referred to a vascular surgeon. The patient's past medical history is significant for hypertension and stable angina. He has a 40-pack-year smoking history. His current medications include aspirin, a beta-blocker, and nitrates. The patient describes himself as an active man who just retired and plays 18 holes of golf two times a week. On examination, the carotid pulses and upper extremity pulses are normal. Pulses in the femoral and popliteal regions are readily palpable and appear more prominent than usual.' Below the text, a 'Questions' section contains three questions with text input fields: 'What is the strongest risk factor for this condition?', 'What are the complications associated with this disease process?', and 'What is the best treatment?'. A table of contents on the left lists sections like 'How to Approach Clinical Problems', 'Introduction', 'Acknowledgments', 'Preface', 'Contributors', 'Dedication', 'Notice', and 'Copyright'.

Study Tools

Review Questions

- Thousands of [Review Q&A](#) designed for self-assessment. With the review texts, users can generate random and custom review question quizzes from the most popular texts on **AccessSurgery**.



Study Tools

- Review Questions
- CME Eligible

Review Questions

Generate multiple-choice quizzes from the resources below.

- ABSITE Slayer, 2e**
466 Questions
- Current Diagnosis & Treatment: Surgery, 15e**
230 Questions
- Johns Hopkins Textbook of Cardiothoracic Surgery**
422 Questions

ABSITE Review

Check out the ABSITE Review Resources

- Curated content from selected textbooks with over 3,000 review questions and advanced cases to help residents prepare for the ABSITE and oral board examination

Clerkship

Check out the Clerkship Corner

- Curated content that brings together all clerkship specific resources, including text references, case files, Q&As and videos on essential concepts and procedures clerks may observe or assist in during their rotation

Patient Education

Customizable handouts providing comprehensive, reliable healthcare information are available for adults, pediatrics, and medicines advisors in multiple languages. The [Patient Education](#) handouts are written in clear terms to ensure patients have access to needed information and are updated quarterly. If you are signed into your MyAccess profile, you can customize the handout using the “Customize” tool.

[View this guide](#) on the **Access User Center** to learn more about **Patient Education** handouts.

The screenshot shows the ACCESS Surgery website interface. At the top left is the ACCESS Surgery logo. At the top right, it says "Access Provided by: Mc Graw Hill". Below the logo is a navigation menu with items: Books, Quick Reference, Drugs, Multimedia, Cases, Study Tools, ABSITE Review, Clerkship, and Patient Ed (highlighted with a red box). Below the navigation is a search bar with "AccessSurgery" and "Search AccessSurgery" text, and a search icon. Below the search bar is the main content area. On the left, there is a sidebar with a red box around it containing three options: "Adult Advisor", "Medicines Advisor", and "Pediatric Advisor". To the right of the sidebar are icons for "Print", "Download PDF", "Email", "Customize" (circled in red), and "Annotate" (circled in red). The main title is "Achilles Tendon Injury" with a star icon to its right. Below the title is the text "Adult Advisor 2023.1 © 2023 Change Healthcare LLC and/or one of its subsidiaries". Below this is a section titled "KEY POINTS" with three bullet points: "An Achilles tendon injury is stretching or tearing of the strong band of tissue that attaches your heel bone to the calf muscle.", "Change or stop doing the activities that cause pain until the injury heals.", and "An Achilles tendon injury can be treated with special shoes or shoe inserts, exercise, ice, and sometimes with medicine or surgery." Below the key points is a section titled "What is an Achilles tendon injury?" with a paragraph of text: "An Achilles tendon injury is a problem with the tendon that connects your heel bone to the calf muscle of your lower leg. Tendons are strong bands of tissue that attach muscle to bone. You use the Achilles tendon when you point your foot down and when you walk, run, or jump." Below this is another paragraph: "Tendons can be injured suddenly, or they may be slowly damaged over time. You can have tiny or partial tears in your tendon. If you have a complete tear of your tendon, it's called a rupture. Other tendon injuries may be called a strain, tendinosis, or tendonitis." Below the paragraph is a section titled "What is the cause?"

Support

The **Access User Center** (<https://www.accessusercenter.com/>) features additional support tools for self-guided help when using Access medical collections. Resources are provided in the menu and organized by site, i.e. AccessSurgery, AccessMedicine, AccessPharmacy, etc. Helps include tutorials, guides, and author interviews, as well as marketing and promotional materials.

The **AccessSurgery** page on the Access User Center can be found [at this link](#) which features the complete suite of tutorials, guides, and other helps to ensure a user's self-guided, effective use of **AccessSurgery**.

Also, users can check the [AccessSurgery LibGuide](#) linked through the **AccessSurgery** page on the Access User Center. This resource features additional guidance on how to navigate and use the site, research help, and links to user resources.

Contact Us

For further questions and help, please email **Customer Success Team** at **McGraw Hill** at customersuccess@mheducation.com. We strive for a 24-hour turnaround time to respond to your query.