

# AccessEmergency Medicine User Guide

## About This Guide

The **AccessEmergency Medicine** User Guide provides users with a detailed roadmap for using and engaging with the resources in the site. This guide describes AccessEmergency Medicine and what content can be attained in the site, as well as details how to create and use an Access profile. Also, the guide outlines unique and foundational content across the book's library, quick reference items, drug monographs, multimedia collection, cases, study tools, clerkship specific materials and patient education handouts.

Coupled with the AccessEmergency Medicine support page on the Access User Center and the AccessEmergency Medicine LibGuide, this user guide will provide users with the needed information for effectively deploying the resources in AccessEmergency Medicine for academics, research, and clinical practice.

# Table of Contents

<b>About AccessEmergency Medicine.....</b>	<b>3</b>
Why Is AccessEmergency Medicine Unique?.....	3
<b>Access Profile.....</b>	<b>4</b>
How to Set Up Your Access Profile in 3 Easy Steps.....	4
<b>Homepage.....</b>	<b>5</b>
<b>Searching.....</b>	<b>6</b>
Search Box.....	6
Search Builder.....	6
Federated Search.....	6
<b>Books Library.....</b>	<b>7-8</b>
Library Links.....	7
Chapter Task Bar.....	8
Text To Speech Tool.....	8
Notetaking Tool.....	8
How to Download Content.....	8
<b>Quick Reference.....</b>	<b>9</b>
Best of the Blogs.....	9
To the Point: Clinical Reviews.....	9
Emergency Medicine Manual.....	9
<b>Drugs.....</b>	<b>10</b>
<b>Multimedia.....</b>	<b>11</b>
Videos.....	11
Tintinalli’s Necessary Takeaways.....	11
<b>Cases.....</b>	<b>12</b>
<b>Study Tools.....</b>	<b>13</b>
Review Questions.....	13
Clerkship Curriculum.....	13
Residency Curriculum.....	13
<b>Clerkship.....</b>	<b>14</b>
<b>Patient Education.....</b>	<b>15</b>
<b>Support.....</b>	<b>16</b>
<b>Contact Us.....</b>	<b>16</b>

## About AccessEmergency Medicine

### ***What Is AccessEmergency Medicine?***

**AccessEmergency Medicine** from McGraw-Hill Medical helps meet the immediate needs of the emergency department (ED) – all in one place. Updated regularly, this comprehensive online emergency medicine resource provides quick diagnosis and treatment answers for a broad spectrum of complaints encountered in the ED, ranging from neurologic and pediatric emergencies, to poisoning and trauma – specifically designed for optimized viewing on any device.

Authoritative, trusted, and content rich, **AccessEmergency Medicine** is the field's leading emergency medicine resource guided by a preeminent [Advisory Board](#) that includes five top academic experts led by Judith E. Tintinalli, MD, MS, FACEP, and features content co-published with the American College of Emergency Physicians (ACEP).

**AccessEmergency Medicine** provides medical students with a variety of resources needed to excel on their clerkship; assists residents in gaining instant access to videos, self-assessment, and leading emergency textbooks that will establish an important foundation for learning; and allows practicing physicians to brush up on their medical knowledge when studying for their recertification exam.

### ***Why Is AccessEmergency Medicine Unique?***

**AccessEmergency Medicine** provides unique benefits that deliver indispensable support in resident education and clinical practice – through these exclusive interactive features:

- [Leading emergency medicine textbooks](#) – A robust collection of the most current emergency medicine texts and pediatric references, including the world's leading emergency medicine text, *Tintinalli's Emergency Medicine* - with textbook and topic updates.
- [Procedural videos](#) – The most complete collection of detailed emergency medicine and pediatric procedural videos online - designed to help users through basic and advanced skills procedures, brief interventions, and applications of decision rules.
- [Interactive Self-Assessment](#) – More than 3,000 review Q&A designed to help residents, clerks, recertifying physicians and pediatricians prepare for exams.
- [Integrated Drug Database](#) – Look up dosing, indications, and adverse reactions quickly for generic and brand-name drugs, and print out patient handouts available in both English and Spanish.
- [Patient Education](#) – Customizable handouts providing comprehensive, reliable healthcare information are available for adults, pediatrics, medicines, and acute settings in multiple languages.
- [Clerkship Corner](#) – An invaluable resource that brings together all clerkship specific resources, including text references, case files, and videos on essential concepts and procedures clerks may observe or assist in during their rotation.

## Access Profile

### Unlock a Higher Level of Productivity with an Access Profile

Users create and use their personal **Access Profile** to unlock key features:

- Work through challenging patient cases
- Create and take quizzes for board review and self-assessment
- Connect remotely off-site through VPN authentication
- Bookmark favorite content such as videos, images, tables, and chapters to view later
- Organize important content in folders
- Browse recently viewed content
- Receive alerts about important new content additions
- Download multiple images to PowerPoint with citations and references automatically populated

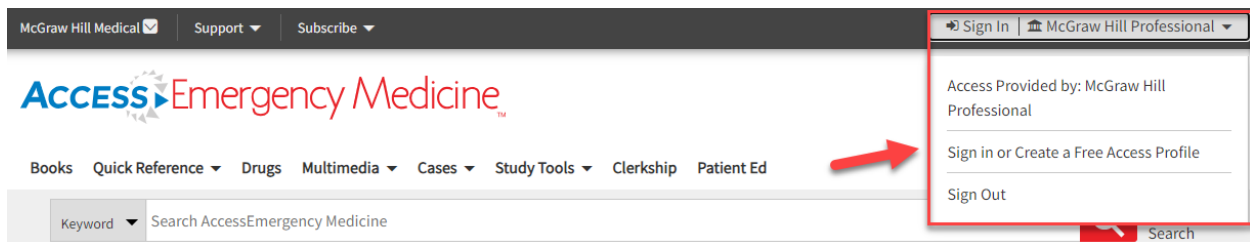
### How to Set Up Your Access Profile in 3 Easy Steps

- Go to <https://mhmedical.com/umbrella-index.aspx> or navigate to any Access product homepage. You must be on-site at your institution or organization when first creating your Access Profile.
- Click on your institution's or organization's name in the upper right-hand corner of any page. Once there, click on "Create a Free Access Profile."
- In the pop-up window, click "Create a Free Access Profile."

[Watch this tutorial](#) on the **Access User Center** to learn more about the **Access Profile**.

### Helpful Tip

To keep your Access Profile active, you must sign into your profile every 90 days while either on-site or through your institution's or organization's VPN or proxy server.


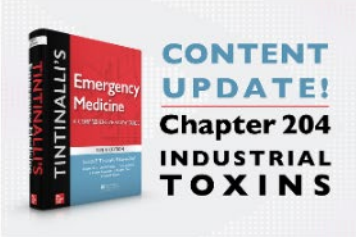
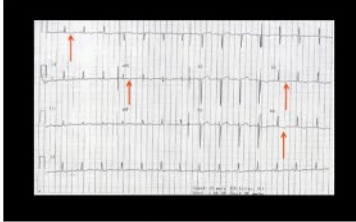




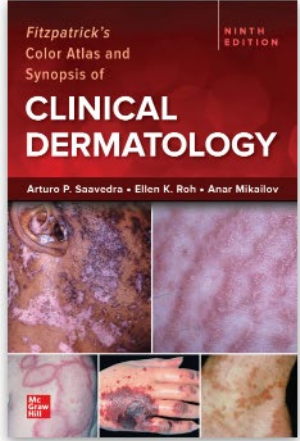


## Homepage

### Check Out the Homepage

Streamlined navigation organized into tiles:

- Access profile snapshot
- News and updates related to **AccessEmergency Medicine** on the homepage, including newly released textbooks
- Popular and currently high traffic chapters
- Links to featured content on **AccessEmergency Medicine**

Discover	Read	Watch
 <p><b>Tintinalli's Best of the Blogs</b></p> <p>An archive of high-quality posts from open access websites, blogs, and podcasts. Alex Koyfman and Brit Long, Editors</p>	 <p><b>CONTENT UPDATE!</b> <b>Chapter 204</b> <b>INDUSTRIAL TOXINS</b></p>	 <p><b>ECG: Ischemia</b></p>
<p><b>Sign in to Activate More Features:</b></p> <ul style="list-style-type: none"> <li> Use your Institution's Access sites from <b>anywhere.</b></li> <li> <b>Save</b> your favorite content across all Access sites.</li> <li> Organize your favorites into customizable <b>collections.</b></li> <li> Get access to interactive <b>review questions.</b></li> </ul> <p><a href="#">Sign In</a> <a href="#">Create a Free Profile</a></p> <p><a href="#">Learn more about Access</a></p>	<p><b>New on AccessEmergency Medicine</b></p>  <p><i>Fitzpatrick's</i> Color Atlas and Synopsis of <b>CLINICAL DERMATOLOGY</b> NINTH EDITION Arturo P. Saavedra • Ellen K. Roh • Anar Mikailov</p>	<p><b>Popular Chapters on AccessEmergency Medicine</b></p> <ul style="list-style-type: none"> <li><b>24-01: Emergency Ultrasound: Introduction</b> The Atlas of Emergency Medicine, 5e</li> <li><b>Chapter 5: ARRHYTHMIAS</b> Atlas of Cardiovascular Emergencies</li> <li><b>Chapter 8: Trauma Ultrasound: The FAST and EFAST Scans</b> Reichman's Emergency Medicine Procedures, 3e</li> <li><b>Chapter 167: Stroke Syndromes</b> Tintinalli's Emergency Medicine: A Comprehensive Study Guide, 9e</li> <li><b>Chapter 211: Bites and Stings</b> Tintinalli's Emergency Medicine: A Comprehensive Study Guide, 8e</li> </ul>

## Searching

The search feature in **AccessEmergency Medicine** is simple and easy to use. You can learn more about the search feature by [watching this tutorial](#) on the **Access User Center**.

### Search Box

In **AccessEmergency Medicine**, you can search for resources across all content types:

- Auto-suggest appears as you type (can be disabled)
- You can "phrase search" using quotations
- Get the same search results by combining terms together or by using **AND**
  - e.g., *head trauma pediatrics* = *head trauma AND pediatrics*

You can also search for a particular textbook by title, author or ISBN.

### Search Builder

To the left of your search results, search builder allows you to:

- Focus the search by modifying your terms (keyword, title, author, ISBN)
- Filter results by format (chapter, tables, cases, images, multimedia, etc.)
- Select textbooks to see results by specific titles
- Narrow results by topics

### Federated Search

A federated search expands your results from **AccessEmergency Medicine** to include results from other McGraw Hill Access Medical sites:

- Click the "Search ... across all McGraw Hill Medical Sites" to run a federated search
- Search builder elements above apply
- Green dot indicates the item is available in your subscription

The screenshot displays the search interface for 'head trauma pediatrics'. At the top, a search bar contains the keyword and a search button. Below the search bar, it indicates '1-20 of 400 Search Results for head trauma pediatrics'. A link is provided to 'Search head trauma pediatrics across all McGraw Hill Medical sites >'. On the left, a 'Modify Search' sidebar is visible, containing a 'Filter Results' section with checkboxes for 'FORMAT' (Book Chapter: 288, Images: 01, Tables: 38, Case: 15, Quick Reference Resources: 2, Patient Education: 1) and 'SELECT TEXTBOOKS'. Below the sidebar, search results are listed, including 'Minor Head Trauma', 'Head Trauma', 'Head Trauma', and 'Child Abuse and Neglect > Abusive Head Trauma'. Each result includes a book cover icon, title, and a green star icon indicating availability in the subscription.

## Books Library

In the Books tab in **AccessEmergency Medicine**, you will find leading current, authoritative text resources including two special categories on Atlases and Pediatrics. Some of these title are CME eligible.

**Books**

- Library
- Atlases
- Pediatrics
- To the Point: Clinical Reviews
- Archived Textbooks

**Textbooks**

Tools

CME Eligible

Grid List

**Tintinalli's Emergency Medicine: A Comprehensive Study Guide, 9e**

Judith E. Tintinalli, D. John Ma, Donald M. Yealy, Garth D. Meckler, J. Stephan Stapczynski, David M. Cline, Stephen H. Thomas

**The Atlas of Cardiovascular Emergencies**

Cedric Lefebvre, James C. O'Neill, David M. Cline

**The Atlas of Emergency Medicine, 5e**

Kevin J. Knoop, Lawrence B. Stack, Alan B. Storrow, R. Jason Thurman

**The Atlas of Emergency Radiology**

Jake Block, Martin I. Jordanov, Lawrence B. Stack, R. Jason Thurman


### Check Out the Library at These Links

- [Complete Full-Text Library](#)
- [Archived Textbooks](#)
  - In the archived textbooks page, browse previous editions of textbooks hosted on **AccessEmergency Medicine** purposes of reference.

**Books Library (continued)**

**Chapter Task Bar**

- Each chapter in **AccessEmergency Medicine** texts features a **Chapter Task Bar** with user output functions, including skipping to chapter sections, downloading as PDF, sharing, generating citations, searching within, and adding notes. [Watch this tutorial](#) on the **Access User Center** to learn more about the Chapter Task Bar.



## Chapter 1: Emergency Medical Services

C. Crawford Mechem



**Text to Speech Tool**

- Each text and chapter section in **AccessEmergency Medicine** includes a **Text-to-Speech Tool** indicated with the icon tool below. Users can adjust the tool's settings under the menu to the left, including highlighting levels, text coloring, reading speed, etc.



**Notetaking Tool**

- Hypothes.is** annotation tool allows users to take and share digital notes in each text on **AccessEmergency Medicine**. [View this User Guide](#) on the **Access User Center** to learn more about Hypothes.is.

**How to Download Content**

- In **AccessEmergency Medicine**, figures and tables can be downloaded (figures as PowerPoint slides with full citation attribution and tables as PDFs), viewed enlarged and in context within the text, and saved to your favorites in MyAccess profile.
- [View this guide](#) on the **Access User Center** to learn more about downloading figured and tables.



## Quick Reference

### [Best of the Blogs](#)

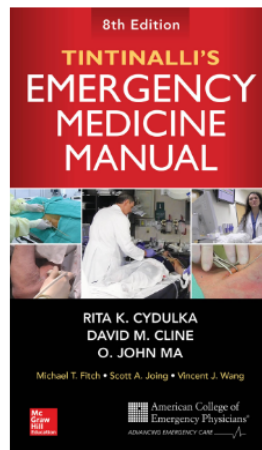
- A 6-month archive of high-quality posts from open access websites, blogs, and podcasts
- Selected content linked to chapters in Tintinalli's Emergency Medicine for further reading

### [To the Point: Clinical Reviews](#)

- Summaries of the latest published emergency medicine research, updated regularly and perfect for journal clubs
- Clinical reviews include the background, methods, results, and relevance to emergency medicine
- Reviews are organized by date published

### [Emergency Medicine Manual](#)

- Written by and for active clinicians who are engaged in the day-to-day practice of emergency medicine
- Intended to assist practitioners of emergency medicine with the skillful and timely care of their patients in the ED



## Drugs

The **Drugs** tab in **AccessEmergency Medicine** is an integrated drug database of thousands of drugs organized by generics, drug classes, and trade names. Specific drug data includes international brand names. Patient education handouts are available written in clear terms to ensure patients have access to information needed to understand how to take medications and address common questions.

Drug monograph data includes clinical pharmacology, indications and usage, contraindications, warnings and precautions, information for pregnancy and lactation, adverse reactions, drug interactions, dosing, administration, storage and compatibility, monitoring, pricing, and references.

[Watch this tutorial](#) on the **Access User Center** to learn more about the **Drug Monographs**.

[Watch this tutorial](#) on the **Access User Center** to learn more about the **Patient Handouts** available in the drug monographs.

### Drug Monographs

All Drugs

---

Generics

---

Trade Names

---

Drug Classes

---


Patient Handouts

All Drugs > A

🔍

#### Abatacept

<p><b>Basics</b></p> <p>Clinical Pharmacology</p> <p>Indications &amp; Usage</p> <p>Contraindications</p> <p>Warnings/Precautions</p>	<p>Pregnancy &amp; Lactation</p> <p>Adverse Reactions</p> <p>Interactions</p> <p>Dosing</p> <p>Administration</p>	<p>Storage &amp; Compatibility</p> <p>Monitoring</p> <p>Patient Education</p> <p>Additional Information</p> <p>Pricing</p>	<p>References</p>
---	---	--	-------------------

Images	Description
 <p style="font-size: 0.8em; margin-top: 5px;"><a href="#">Formulation Details</a></p>	<p>Orencia [B-M SQUIBB U.S. (PRIMARY CARE)] 250 mg</p>
<p><a href="#">View all</a></p>	

## Multimedia

### Videos

- The most complete collection of detailed emergency medicine procedural videos online - designed to help users through basic and advanced skills procedures, brief interventions, and applications of decision rules
- Organized by different categories, such examination and evaluation, physiologic areas, etc.


## Multimedia

Videos ▾

- Airway
- Anesthesia and Analgesia
- Ankle
- Cardiovascular Disease
- Complications
- Critical Care
- Decision Rules
- Dental
- Digit Injuries
- Elbow
- Exam Techniques
- Eye
- Eye; Ear; Nose; Throat and Oral Surgery ▶


Tools ▾

### Videos > Airway



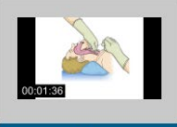
**Laryngeal Mask Airways**  
2 mins, 14 secs

Play



**Orotracheal Intubation**  
2 mins, 3 secs

Play



**Retrograde Guidewire Intubation**  
1 mins, 36 secs

Play

### Tintinalli's Necessary Takeaways

- Lively and engaging chapter summaries, 25-35 minutes each
- Great for main takeaways from the readings, refresher before class, and for studying



## Cases

The [Cases](#) tab in **AccessEmergency Medicine** provide materials for short, targeted case-based learning that require students to think critically about the content. They vary slightly but for each case, you get a patient history and systems review, some short answer questions, clinical pearls, and references.

Cases are durable URL-enabled. Instructors can copy the browser URL and embed in an LMS to assign to students to complete. Cases include comprehension quizzes, and the results can be emailed, e.g., student to instructor.


The screenshot displays the AccessEmergency Medicine website interface. At the top, the navigation menu includes 'Books', 'Quick Reference', 'Drugs', 'Multimedia', 'Cases', 'Study Tools', 'Clerkship', and 'Patient Ed'. A search bar is located below the menu. The 'Cases' dropdown menu is open, showing options: 'Which is Which?', 'Case Files®: Emergency Medicine', and 'Resident Readiness®: Emergency Medicine'. The main content area features a 'Cases' sidebar with the same three options. The main content area is titled 'Case Files: Emergency Medicine, 5e' and lists various medical conditions such as Acetaminophen Toxicity, Acute Abdominal Pain, Acute Angle-Closure Glaucoma, Acute Diarrhea, Acute Exacerbation of Asthma, Acute Pelvic Inflammatory Disease, Acute Pyelonephritis, Airway Management and Acute, Hyperkalemia, Hypertensive Encephalopathy, Intestinal Obstruction, Low Back Pain, Meningitis, Myocardial Infarction, Acute, Nephrolithiasis, and Noncardiac Chest Pain. Below this, a breadcrumb trail reads 'Home > Case Files: Emergency Medicine, 5e >'. The main content area is titled 'Infectious > COVID-19 INFECTION' and includes the authors' names: Dr. Eugene C. Toy; Barry C. Simon; Katrin Y. Takenaka; Adam J. Rosh; Ciara J. Barclay-Buchanan. A navigation bar below the authors lists 'Case', 'Approach', 'Clinical Pearls', 'References', and 'Case Quiz'. A 'Related Podcast' section is also present, with a 'Listen' button. The case description reads: 'A 45-year-old man with a past medical history of hypertension presents to the emergency department (ED) with 2 days of fever, cough, dyspnea, diarrhea, and muscle aches. He denies neck stiffness or rash. He recently traveled out of state to attend a wedding. He appears unwell. On examination, his blood pressure is 142/86 mm Hg, heart rate is 115 beats per minute, respiratory rate is 32 breaths per minute, temperature is 39.1 °C (102.4 °F), and oxygen saturation is 84% on room air.' Below the description, there are three 'Questions' sections, each with a text input field: 'What is the most likely diagnosis?', 'What is the most appropriate next step in management?', and 'What is the most appropriate treatment?'. On the left side, there is a 'View Contents' section with a list of links: 'How to Approach Clinical Problems', 'Introduction', 'Acknowledgments', 'Contributors', 'Reviewers', 'Dedication', 'Notice', and 'Copyright'.

## Study Tools

### Review Questions

- Thousands of review questions and answers designed for self-assessment. With the review texts, users can generate random and custom review question quizzes from the most popular texts on **AccessEmergency Medicine**.

#### Review Questions



#### Study Guide for Goldfrank's Toxicologic Emergencies, 11e

Rana Biary, Mary Ann Howland, Silas W. Smith, Richard S. Weisman, Neal A. Lewin, Lewis R. Goldfrank, Robert S. Hoffman  
Copyright | Notice | Editors | Contributors

[Go to Book](#)

*NOTE: A quiz may not include more than 250 questions. Quizzes cannot be saved mid-progress.*

#### Create Random Quiz

of 1400 available

[Start Random Quiz](#)

#### Create Custom Quiz

Generate a custom quiz by selecting a number of questions from the available topics below, and clicking "Start Custom Quiz" when ready.

[Start Custom Quiz](#)

#### OVERVIEW

of 10 available CHAPTER 1. HISTORICAL PRINCIPLES AND PERSPECTIVES

of 10 available CHAPTER 2. TOXICOLOGIC MISFORTUNES AND CATASTROPHES IN HISTORY

#### THE GENERAL APPROACH TO THE PATIENT

of 10 available CHAPTER 3. INITIAL EVALUATION OF THE PATIENT: VITAL SIGNS AND TOXIC SYNDROMES

of 10 available CHAPTER 4. PRINCIPLES OF MANAGING THE ACUTELY POISONED OR OVERDOSED PATIENT

### Clerkship Curriculum

- Four-week curriculum that covers the core topics of the emergency medicine clerkship
- Modules consist of textbook chapters, interactive cases, and video as well as a short quiz at the end

### Residency Curriculum

- A comprehensive set of study materials and review questions for the emergency medicine residency
- Each module consists of 1 week of material to give the residents a thorough multi-modality review of the major topics in the Emergency Medicine Model Curriculum
- Two rounds for each topic; Round 1 is designed for years 1-2 of residency, while Round 2 is designed for years 2-4 of residency

## Clerkship

- Curated content that brings together all clerkship specific resources, including text references, cases, Q&As and videos on essential concepts and procedures clerks may observe or assist in during their rotation

### Clerkship Corner

Content selected with medical students in mind.

- Cases** to prepare you for emergency situations you are likely to handle
- Q&A** created specifically for clerks preparing for the Step 2 or shelf exam
- Textbook recommendations** that are suited for medical students
- Videos** that introduce concepts or procedures observed in the ED

	<p><b>Case Files®: Emergency Medicine, 4e</b> Eugene C. Toy; Adam J. Rosh; Barry C. Simon; Katrin Y. Takenaka; Terrence H. Liu</p>		<p><b>Emergency Medicine: PreTest™ Self-Assessment and Review, 4e</b> Adam J. Rosh</p>
--	--	--	--

### For Further Reading

	<p><b>Tintinalli's Emergency Medicine Manual, 8e</b> Rita K. Cydulka, Michael T. Fitch, Scott A. Joing, Vincent J. Wang, David M. Cline, O. John Ma</p>		<p><b>Tintinalli's Emergency Medicine: A Comprehensive Study Guide, 9e</b> Judith E. Tintinalli, O. John Ma, Donald M. Yealy, Garth D. Meckler, J. Stephan Stapczynski, David M. Cline, Stephen H. Thomas</p>		<p><b>CURRENT Diagnosis &amp; Treatment: Emergency Medicine, 8e</b> C. Keith Stone and Roger L. Humphries</p>
	<p><b>The Atlas of Emergency Medicine, 5e</b> Kevin J. Knoop, Lawrence B. Stack, Alan B. Storrow, R. Jason Thurman</p>		<p><b>Emergency Medicine Procedures, 3e</b> Eric R. Reichman</p>		

### Watch Procedural Videos

<p>Play</p>	<p><b>Emergency Ultrasound: Trauma: Focused Assessment with Sonography for Trauma Examination</b> 7 mins, 2 secs Author(s): Michael Blaivas, Department of Emergency Medicine, Northside Hospital Forsyth</p>	<p>Play</p>	<p><b>Paronychia Incision and Drainage</b> 5 mins, 4 secs Author(s): Moira Davenport and Nkeiruka Onyenekwu, Department of Emergency Medicine, Allegheny General Hospital Medical</p>
-------------	---	-------------	---

## Patient Education

Customizable handouts providing comprehensive, reliable healthcare information are available for adults, pediatrics, and medicines advisors in multiple languages. The [Patient Education](#) handouts are written in clear terms to ensure patients have access to needed information and are updated quarterly. If you are signed into your MyAccess profile, you can customize the handout using the “Customize” tool.

[View this guide](#) on the **Access User Center** to learn more about **Patient Education** handouts.

The screenshot shows the ACCESS Surgery website interface. At the top, the ACCESS Surgery logo is on the left, and 'Access Provided by: Mc Graw Hill' is on the right. A navigation bar includes links for Books, Quick Reference, Drugs, Multimedia, Cases, Study Tools, ABSITE Review, Clerkship, and Patient Ed (highlighted with a red box). Below the navigation bar is a search bar with 'AccessSurgery' and a search icon. The main content area is titled 'Patient Education Handouts' and features a list of handout categories: Adult Advisor, Medicines Advisor, and Pediatric Advisor (all highlighted with a red box). To the right of the list are icons for Print, Download PDF, Email, Customize (circled in red), and Annotate (circled in red). The selected handout is 'Achilles Tendon Injury', with a star icon to its right. Below the title is the copyright notice: 'Adult Advisor 2023.1 © 2023 Change Healthcare LLC and/or one of its subsidiaries'. The 'KEY POINTS' section lists three bullet points: 1. An Achilles tendon injury is stretching or tearing of the strong band of tissue that attaches your heel bone to the calf muscle. 2. Change or stop doing the activities that cause pain until the injury heals. 3. An Achilles tendon injury can be treated with special shoes or shoe inserts, exercise, ice, and sometimes with medicine or surgery. The 'What is an Achilles tendon injury?' section explains that it is a problem with the tendon connecting the heel bone to the calf muscle. The 'What is the cause?' section is partially visible.

## Support

The **Access User Center** (<https://www.accessusercenter.com/>) features additional support tools for self-guided help when using Access medical collections. Resources are provided in the menu and organized by site, i.e. AccessEmergency Medicine, AccessMedicine, AccessPharmacy, etc. Helps include tutorials, guides, and author interviews, as well as marketing and promotional materials.

The **AccessEmergency Medicine** page on the Access User Center can be found [at this link](#) which features the complete suite of tutorials, guides, and other helps to ensure a user's self-guided, effective use of **AccessEmergency Medicine**.

Also, users can check the [AccessEmergency Medicine LibGuide](#) linked through the **AccessEmergency Medicine** page on the Access User Center. This resource features additional guidance on how to navigate and use the site, research help, and links to user resources.

## Contact Us

For further questions and help, please email **Customer Success Team at McGraw Hill** at [customersuccess@mheducation.com](mailto:customersuccess@mheducation.com). We strive for a 24-hour turnaround time to respond to your query.