

How can I earn CME credits?

- CME credits are offered in accordance with the Accreditation Council for Continuing Medical Education through the joint providership of Interstate Postgraduate Medical Association and McGraw-Hill.
- Unlimited site license customers of McGraw-Hill Medical sites may offer American Medical Association PRA category 1 credits to their patrons. There is no limit to the number of credits users can receive.
- Each structured point-of-care search is designated for 0.5 PRA category 1 credits.

1. In order to earn CME credits, you must ensure that you are signed into your MyAccess personal profile.

GET ACCESS TO THIS RESOURCE

MyAccess Sign In

Username
dana.thimons@mheducation.com

Password
.....

Sign in

[Forgot Username?](#) [Forgot Password?](#)

[Sign in via OpenAthens](#)
[Sign in via Shibboleth](#)

Get access to Review Questions.

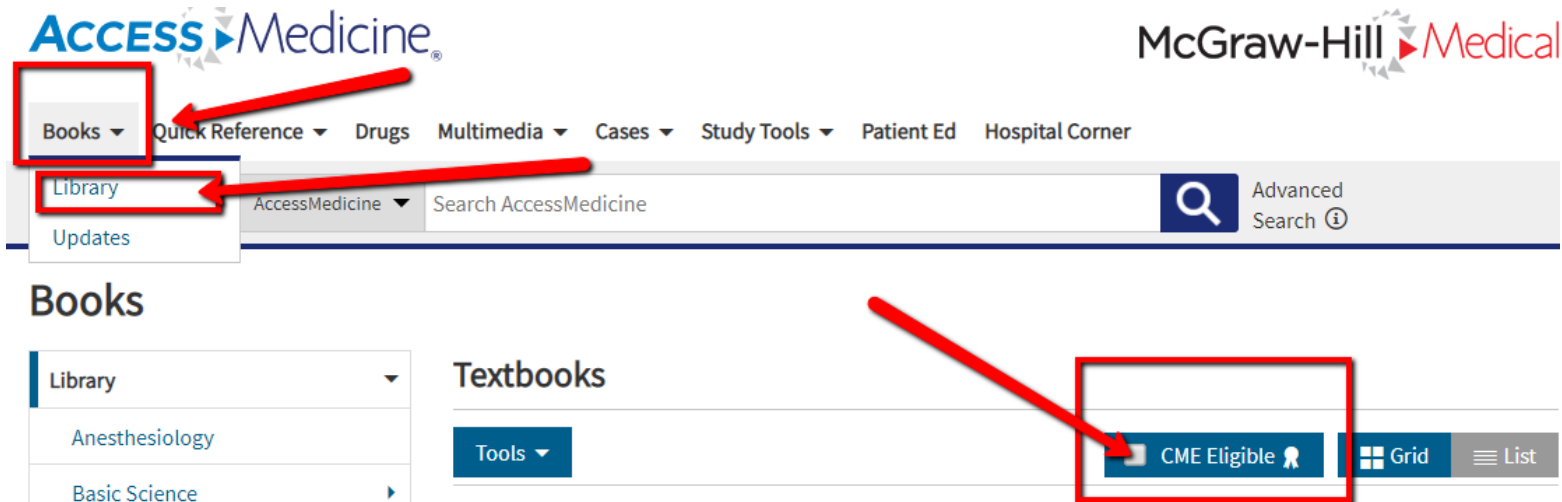
Use your Institution's Access sites from anywhere.

Save your favorite content across all Access sites.

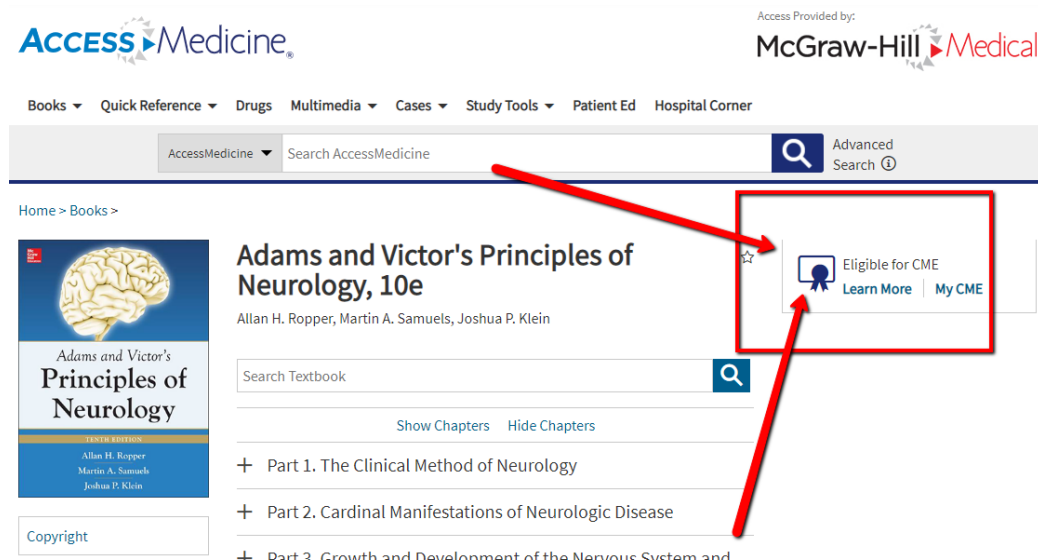
Create a Free MyAccess Profile

[What is MyAccess?](#)

2. In the books library, you can click “CME Eligible” to display all of the titles that are eligible for CME.



Additionally, you can see if a title is eligible for CME in the upper right corner of the table of contents page.



3. You can begin to earn CME credit by navigating directly to a piece of content from one of the eligible titles or by discovering it via search.

After 15 seconds of reading the content, CME will be unlocked and it will populate to the dashboard.

By clicking on the CME icon, you can begin the process of claiming credit.

The screenshot shows a web page for a book chapter. At the top, there is a breadcrumb trail: Home > Books > Adams and Victor's Principles of Neurology, 10e >. To the right, there are links for 'Previous Chapter' and 'Next Chapter'. Below the breadcrumb, there is a badge that says 'Eligible for CME' with links for 'Learn More' and 'My CME'. The main title of the chapter is 'Chapter 51. Anxiety Disorders, Hysteria, and Personality Disorders'. To the left of the title is a book cover for 'Adams and Victor's Principles of Neurology'. Below the title, there are several icons: 'Print', 'Share', 'Get Citation', 'Search Book', and 'CME'. The 'CME' icon is highlighted with a red box, and a red arrow points from a callout box to it. Another callout box points to the 'CME' icon with the text: 'Remember: You must be signed into your MyAccess profile in order to access CME.' A third callout box, also with a red border, contains the text: 'After 15 seconds of reading the content, CME will populate to the dashboard.' At the bottom of the page, there is a 'Listen' button and a 'Top' button.

Home > Books > Adams and Victor's Principles of Neurology, 10e >

◀ Previous Chapter | Next Chapter ▶

Eligible for CME Learn More My CME

Chapter 51. Anxiety Disorders, Hysteria, and Personality Disorders ☆

Print Share Get Citation Search Book CME

Tables

Remember: You must be signed into your MyAccess profile in order to access CME.

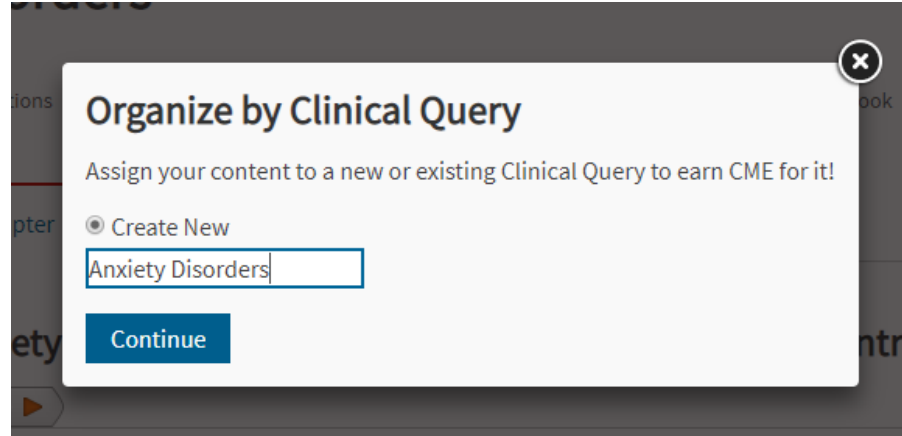
After 15 seconds of reading the content, CME will populate to the dashboard.

Listen ▶

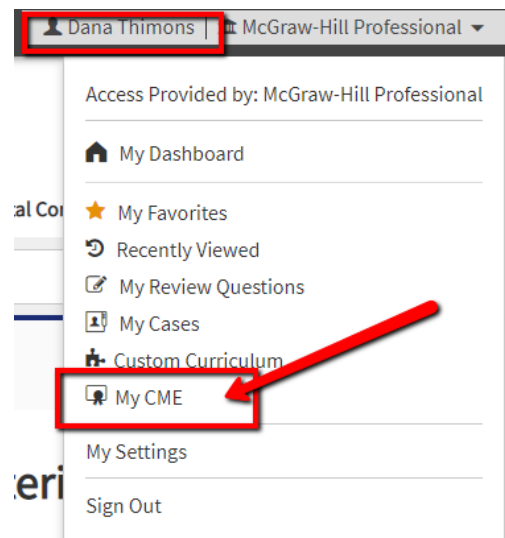
The relationship between psychiatry and neurology, at one time unified specialties, has been problematic for over half a century. With the emergence of numerous theories of the nature of mental life and of the

Top

4. To begin claiming credit, the content must be assigned to a clinical query. Once a piece of content has been added to a query, you can continue browsing on the site.



5. Or you can navigate to your MyAccess profile to finish the process of claiming the credit.



6. Content can be saved in your MyAccess profile for one year, or you can begin the process of claiming your credit immediately.

Clicking “earn CME credit” will take you to a brief questionnaire.

The screenshot displays the 'My CME' dashboard. At the top, there are four tabs: 'Eligible Credits', 'In Progress', 'Earned Credits', and 'About CME'. The 'Eligible Credits' tab is selected and highlighted with a red box. Below the tabs, the heading 'Earn CME credit on your Clinical Queries' is followed by the instruction 'Complete a short questionnaire on any of the queries below to earn CME credits'. There are two tabs for 'Clinical Queries': 'Clinical Queries' (active) and 'Unassigned'. A list of queries is shown, with the first entry being 'Anxiety Disorders' (with an 'edit' link) and '0.50 CME Credits'. The query title is 'Chapter 51. Anxiety Disorders, Hysteria, and Personality Disorders' from 'Adams and Victor's Principles of Neurology, 10e'. A red box highlights the text 'Eligible until 11/28/19'. To the right of the query is a blue button labeled 'Earn CME Credit', which is also highlighted with a red box and pointed to by two red arrows. Below the query list, there is a checkbox labeled 'Alert me when my eligible CME will expire.' with an information icon and a 'Submit' button, both highlighted with a red box.

7. The questionnaire will ask general questions about the nature of your clinical query.

My CME

[Eligible Credits](#) [In Progress](#) [Earned Credits](#) [About CME](#)

Anxiety Disorders

What did you search for?

- A diagnosis or differential diagnosis
- Information regarding prevention
- Information regarding laboratory tests
- Information on a drug (including dosage, interactions, etc)
- Recommendations on a therapy or condition management
- Recommendations for follow-up care or monitoring
- Other, please describe


Did the research result in a change to (check those that apply):


- Knowledge
- Competence
- Performance
- Patient Outcome

The questionnaire be saved to your account and continued at a later time.

[Save and Continue](#)

[Cancel](#)

If you cancel, any already completed questionnaires will be saved and you may claim CME credit for this work later. 

Alert me when my eligible CME will expire. 

[Submit](#)

8. Once the questionnaire has been completed, the credits can be claimed immediately. Or the credits can be saved for up to one year.

My CME

Eligible Credits In Progress Earned Credits About CME

Congratulations!

You are qualified to claim 0.5 CME credits for the questionnaire just completed.

[Claim these CME Credits Now](#)

You will have up to 1 year from the initial use of the content to claim CME credit.

[OR Claim these CME Credits Later](#)

Alert me when my eligible CME will expire. ⓘ [Submit](#)

9. Once your credits have been claimed, your certificate can be printed immediately.

My CME


Eligible Credits In Progress Earned Credits About CME

Congratulations!

You have earned 0.50 CME credits. [View/Print this certificate](#)

[View all earned credits](#)

Alert me when my eligible CME will expire. ⓘ [Submit](#)



Certificate of Participation

Dana Thimons
[Redacted]
United States

This certificate verifies that the person listed above has successfully completed the CME activity entitled **Point of Care Search, Anxiety Disorders**.

The Interstate Postgraduate Medical Association certifies that *Dana Thimons* has participated in the Internet point of care activity titled **Anxiety Disorders** on *November 28, 2018*. This activity was designated for *5 AMA PRA Category 1 Credit(s)*™.

A copy of your certificate is also automatically saved to the “Earned Credits” portion of the My CME section in your MyAccess profile.

The screenshot displays the 'My CME' section of a user profile. At the top, there are four tabs: 'Eligible Credits', 'In Progress', 'Earned Credits', and 'About CME'. The 'Earned Credits' tab is highlighted with a red box, and a red arrow points to it from the top right. Below the tabs, the text '2018: 2.5 Credits Earned' is displayed. To the right of this text is a blue button labeled 'Print Yearly Summary'. Below this, there is a list of CME activities. The first activity is 'Anxiety Disorders', with '0.5 CME Credits claimed on 11/28/18' and a link 'View/Print Certificate'. Below this is the title 'Chapter 51. Anxiety Disorders, Hysteria, and Personality Disorders - Adams and Victor's Principles of Neurology, 10e'. A second red arrow points from the top right towards the 'View/Print Certificate' link.

If you have questions about CME, please contact User Services at userservices@mheducation.com.